

Kusco-Murphy

Kusco-Murphy
COCKTAILS
BLENDED NOT STIRRED
A HAIR RAISING EXPERIENCE
[CLICK HERE TO SEE
COCKTAIL MENU](#)



Kusco-Murphy

Kusco-Murphy Bed Rocker

Ingredients

Rockster


Bedroom Hair

"Here is a way to get your boyfriend jealous and everyone wondering who rocked your bed last night. Mix two parts Rockster to one part Bedroom Hair, apply to damp hair and turn upside down and dry to almost dry, flip it and rock on!"

Julio Romano, Estilo Salon,
Los Angeles CA

PROUDLY
DESIGNED IN

Melbourne
AUSTRALIA



Kusco-Murphy

Kusco-Murphy Be Delicious

Ingredients

Lavender Creme
Bedroom Hair

"I use this every morning, I love it.


On the tip of your finger firstly take a small portion of Lavender Creme and place in the palm of your hand.

Do the same again with Bedroom Hair, mixing the two ingredients together.

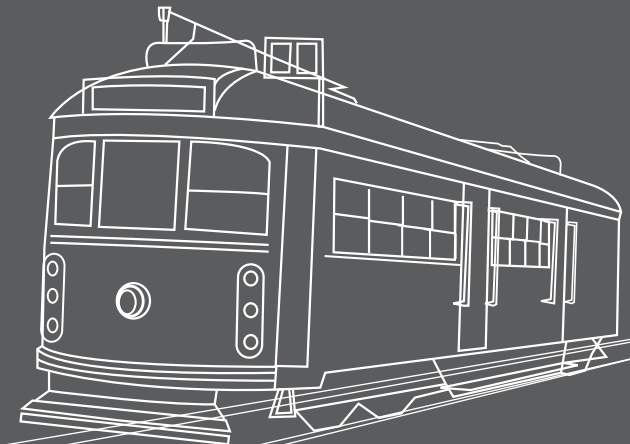
The result is a lovely fragrant lotion, when applied to the hair it stops flyaways, texturises and defines a good do. The fragrance stays in your hair all day -
Be delicious!"

PROUDLY
DESIGNED IN

Melbourne
AUSTRALIA



Kusco-Murphy



Kusco-Murphy

Kusco-Murphy Rock My Room

Ingredients

Rockster

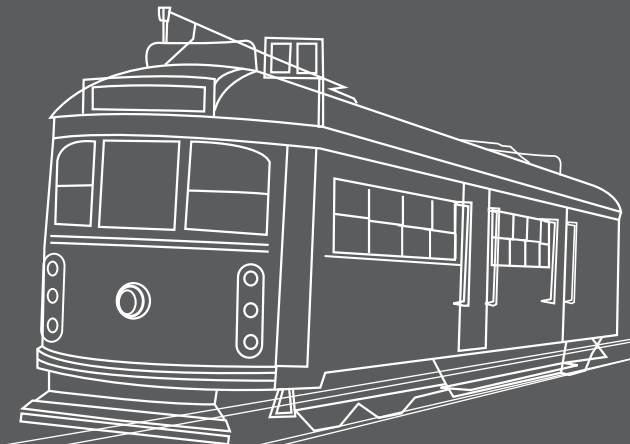
Bedroom Hair

“Apply a quarter-sized amount of Rockster from roots to mid-length, followed by a quarter-sized amount of Bedroom Hair from the mid-length to the ends. Now take a medium to large round brush and use sections that are appropriate to the size of your brush. Work from roots to ends, really overdirecting hair in the crown area for extra volume! Rockster gives volume and Bedroom Hair gives you that worn, dirty look - dirty hair is sexy hair. Enjoy!”

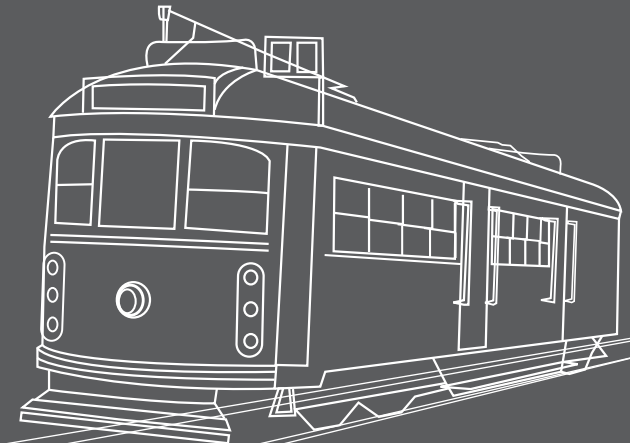
Don Crase, Hyde-Edwards Salon and Spa,
San Diego CA

PROUDLY
DESIGNED IN

Melbourne
AUSTRALIA



Kusco-Murphy



Kusco-Murphy

Kusco-Murphy

Moist Curl

Ingredients

Dry Leave In

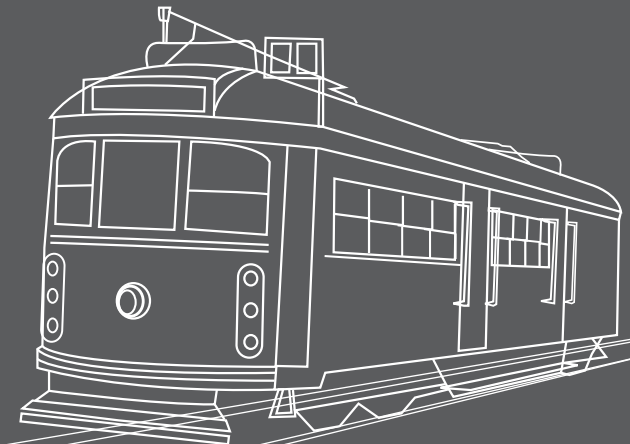
Lavender Creme

“For healthy-looking, sexy, separated curls in naturally curly hair, first spray Dry Leave In conditioner all over the head and then take 1/2 inch sections and twist with a small amount of Lavender Hair Creme. Let the hair dry undisturbed (under heat or on the low setting of your hair dryer) and then divide the curls in half for a fun, tousled look or leave in ropery tendrils for a night out! Either way, even dry textures of curly hair look amazing and super healthy.”


Dana Nelson, Green Twig Salon,
San Francisco CA

PROUDLY
DESIGNED IN

Melbourne
AUSTRALIA



Kusco-Murphy



Kusco-Murphy

Kusco-Murphy Wound Up

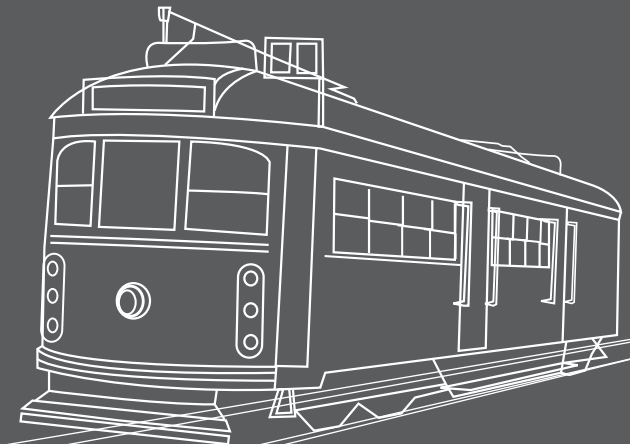
Ingredients

Lavender Creme
Setting Lotion


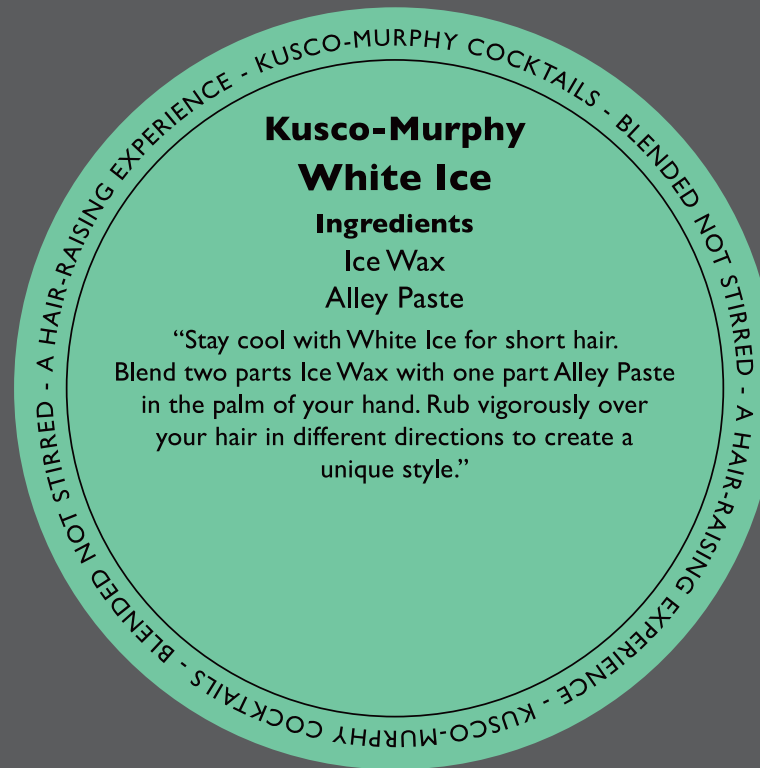
“For all the girls who dream to have curls:
Take sections of hair and apply a small amount
of Lavender Creme followed by a spray of Setting
Lotion. Using a hot tong/curling wand, wrap the
sections of hair in the usual way. Get Wound Up,
once you start you just want to keep going.
The result is beautiful, soft, bouncy curls that
stay all day and play all night. For natural
curls, apply the same ingredients to
enhance the bounce, body and
shine.”

PROUDLY
DESIGNED IN

Melbourne
AUSTRALIA



Kusco-Murphy





Kusco-Murphy

GET BLENDING AND HAVE YOUR FAVOURITE
COCKTAIL ADDED TO OUR MENU

CLICK HERE:

enquiries@kuscomurphy.com.au